











# Online Safety: You Be the Judge

<b>Aim:</b> Use technology safely and respectfully, keeping personal information private; identify where to go for help and support when they have concerns about content or contact on the internet or other online technologies in the context of identifying appropriate websites for children.  To recognise whether a website is appropriate for children.	<b>Success Criteria:</b> I can think about how to identify possible dangers or things which might make me uncomfortable online.  I can identify websites that are suitable for my age.  I can identify when to ask an adult for advice about accessing a website.  I know what to do if a website makes me uncomfortable in any way.	<b>Resources:</b> <a href="#">Lesson Pack</a>  Whiteboards  Scissors  Glue
	<b>Key/New Words:</b> Internet, website, safe, secure, appropriate.	<b>Preparation:</b> <a href="#">How to Judge Support Sheet</a> - as required  <a href="#">Wonderful Websites? Activity Cards</a> - per child  Differentiated <a href="#">Sort Them Out Activity Sheet</a> - per child

**Prior Learning:** It would be helpful if children are familiar with using a range of websites for a variety of purposes. In previous lessons, they will have experienced using Internet search engines to find information.

## Learning Sequence

	<b>Staying Safe:</b> Children watch the child walking down the street on the <a href="#">Lesson Presentation</a> . Encourage them to write on whiteboards the possible dangers they see. Discuss how we judge dangers in the real world and how the Internet can also present possible dangers which we need to be aware of. <i>Can children think about how to identify possible dangers or things which might make them uncomfortable online?</i>	
	<b>How to Judge:</b> Ask children how they would decide if a website is appropriate for a child to use. Discuss some of the suggestions on the <a href="#">Lesson Presentation</a> . Repeat the discussion process, using the slides of the <a href="#">Lesson Presentation</a> , to discuss how to identify websites that should be looked at only with an adult or that should be discussed with an adult to identify whether it is appropriate or not, and websites that are not suitable for children.	
	<b>Sort Them Out:</b> Children cut the <a href="#">Wonderful Websites? Activity Cards</a> and identify the appropriateness of each for children. Children record their work on the differentiated <a href="#">Sort Them Out Activity Sheet</a> . <i>Can children identify websites that are suitable for their age? Can children identify when to ask an adult for advice about accessing a website?</i>  <div style="display: flex; justify-content: space-between;"> <div style="width: 45%;">  <p>Children use the <a href="#">How to Judge Support Sheet</a> to support them in identifying how appropriate each website detailed on the <a href="#">Wonderful Websites? Activity Cards</a> is for children.</p> </div> <div style="width: 45%;">  <p>Children sort the <a href="#">Wonderful Websites? Activity Cards</a> into the <a href="#">Sort Them Out Activity Sheet</a>, adding a brief explanation of how they decided which websites were appropriate for children.</p> </div> </div>	
	<b>Wonderful Websites:</b> Using the <a href="#">Lesson Presentation</a> , children check their answers to the Wonderful Websites task. Were they able to correctly identify which website were appropriate for children? Discuss how they made their decisions. Discuss how children could respond to a website which made them feel uncomfortable, ensuring they know who to speak to. <i>Do children know what to do if a website makes them uncomfortable in any way?</i>	

## Taskit

**Collectit:** Children create a list of websites that are safe and fun to use. These could then be checked by a teacher, combined, and put on display in the classroom.

**Designit:** Children create posters using thumbs up, thumbs down and stop-hand logos to promote the use of safe websites.

# Guidance for macros in PowerPoints

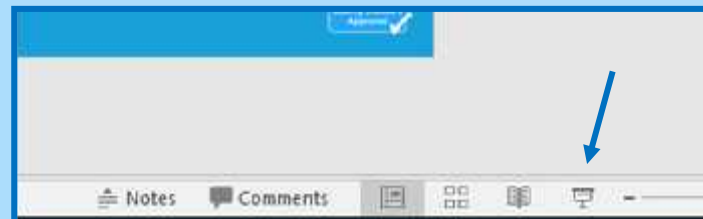
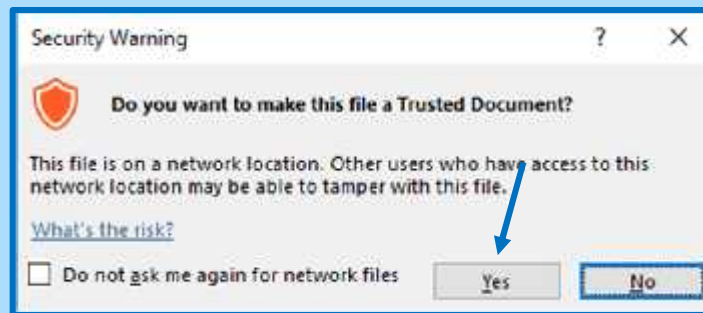
We use macros within PowerPoints to increase the interactivity of our presentations. Follow this simple process to get the most out of this resource.

## What to do:

Open the PowerPoint file and enable editing.

A security warning box will appear. Click yes.

Enter presentation mode (start the slide show).





# Computing

## Online Safety

# You Be the Judge



# Aim

- To recognise whether a website is appropriate for children.

# Success Criteria

- I can think about how to identify possible dangers or things which might make me uncomfortable online.
- I can identify websites that are suitable for my age.
- I can identify when to ask an adult for advice about accessing a website.
- I know what to do if a website makes me uncomfortable in any way.

# Staying Safe



What potential dangers do we encounter each day? Write down your ideas on your whiteboard.

Remember: these might not become real dangers for us, but they are things to be aware of.



# Staying Safe




When we are online, there might be hazards too. Just like in real life, we should think about how we can stay safe and do the right thing to avoid or deal with anything that might make us uncomfortable.

We can **judge** websites and decide if they are appropriate for us to use.

What things could have been dangerous?

What can we do each day to stay safe?




# How to Judge



How can you tell if a website is safe for children to use?



- ✓ The language should be easy to understand.
- ✓ There might be fun games or activities.
- ✓ There shouldn't be space for strangers to talk to each other.
- ✓ There might be pictures and illustrations.





# How to Judge



How can you tell if a website should be looked at with an adult to help you?



- ✓ It might ask for bank or card details to access something.
- ✓ There may be a space for people to chat there.
- ✓ You might be asked for your personal details.
- ✓ There could be content you don't understand; you may find this on a news website, for example.



If you are not sure about a website then stop, ask an adult for help and decide what to do with them.


# How to Judge



How can you tell if a website is not appropriate for children?



- ✓ If anything on a website makes you uncomfortable in any way, look away and tell an adult immediately.
- ✓ They may want to see the content to check it themselves and report it.



# Sort Them Out






Can you use what you have learnt to identify whether a website is appropriate for children or not?

Cut out the **Wonderful Websites? Cards** and stick them on the correct column on the **Sort Them Out Activity Sheet**.

**Sort Them Out**

to recognise whether a website is appropriate for children.

Cut out and stick the Wonderful Websites? cards into the table.

These websites would be fun and safe for me to use.	These websites sound fun or useful but I would check them with an adult.	These websites would make me feel uncomfortable and I don't think they are suitable for children.
		

**wonderful that**  
An open classroom anyone can talk You can see words that you know go online in a

**www.amazinglepi**  
A website full of facts and stories You can read it

**www.amazinglepi**  
An online game with an 18 year

# Wonderful Websites

Which of the websites did you think were appropriate for children?  
How did you decide?

These websites would be fun and safe for me to use.	These websites sound fun or useful but I would check them with an adult.	These websites would make me feel uncomfortable and I don't think they are suitable for children.
		
<p><a href="http://www.amazingelephants.com">www.amazingelephants.com</a> A website full of elephant facts and short video clips. You can read it easily.</p>	<p><a href="http://www.newsat9.co.uk">www.newsat9.co.uk</a> A website with news stories. It is quite difficult to understand.</p>	<p><a href="http://www.scaryfilmsfirst.org.uk">www.scaryfilmsfirst.org.uk</a> A website about horror films with trailers and clips, including films with age ratings.</p>
<p><a href="http://www.makeanddo.com">www.makeanddo.com</a> A website full of instructions and videos for making crafts and projects.</p>	<p><a href="http://www.footiechat.co.uk">www.footiechat.co.uk</a> News about football scores. Anyone can leave comments about the stories without them being checked.</p>	<p><a href="http://www.chitchat.com">www.chitchat.com</a> An open chatroom where anyone can talk to you. You can see words on there that you know you're not allowed to say.</p>
<p><a href="http://www.gardengames.org">www.gardengames.org</a> This website has maths games all about planting flowers.</p>	<p><a href="http://www.twinkltown-zoo.com">www.twinkltown-zoo.com</a> This site contains information about the animals at Twinkltown Zoo. You need to register your details to see everything.</p>	<p><a href="http://www.omyattack.com">www.omyattack.com</a> An online game site with an 18 certificate.</p>


# Aim



- To recognise whether a website is appropriate for children.

# Success Criteria

- I can think about how to identify possible dangers or things which might make me uncomfortable online.
- I can identify websites that are suitable for my age.
- I can identify when to ask an adult for advice about accessing a website.
- I know what to do if a website makes me uncomfortable in any way.



Aim: To recognise whether a website is appropriate for children.				Date:					
				Delivered By:			Support:		
Success Criteria	Me	Friend	Teacher	T	PPA	S	I	AL	GP
I can think about how to identify possible dangers or things which might make me uncomfortable online.				Notes/Evidence					
I can identify websites that are suitable for my age.									
I can identify when to ask an adult for advice about accessing a website.									
I know what to do if a website makes me uncomfortable in any way.									
Next Steps									
) _____									
) _____									

T	Teacher	I	Independent
PPA	Planning, Preparation and Assessment	AL	Adult Led
S	Supply	GP	Guided Practice

Aim: To recognise whether a website is appropriate for children.				Date:					
				Delivered By:			Support:		
Success Criteria	Me	Friend	Teacher	T	PPA	S	I	AL	GP
I can think about how to identify possible dangers or things which might make me uncomfortable online.				Notes/Evidence					
I can identify websites that are suitable for my age.									
I can identify when to ask an adult for advice about accessing a website.									
I know what to do if a website makes me uncomfortable in any way.									
Next Steps									
) _____									
) _____									

T	Teacher	I	Independent
PPA	Planning, Preparation and Assessment	AL	Adult Led
S	Supply	GP	Guided Practice

# How to Judge

To recognise whether a website is appropriate for children.

Safe, fun and useful websites for children to use might have:

- easy-to-read words;
- fun games;
- no space for strangers to talk to each other;
- fun pictures.



You might need to stop and ask for an adult to help you if a website:

- asks for bank or card details to access something;
- has a space where strangers can chat;
- asks for any personal details;
- is hard to understand.



You should tell an adult straight away if a website:

- makes you feel uncomfortable in any way.





# How to Judge

To recognise whether a website is appropriate for children.



Safe, fun and useful websites for children to use might have:

- easy-to-read words;
- fun games;
- no space for strangers to talk to each other;
- fun pictures.



You might need to stop and ask for an adult to help you if a website:

- asks for bank or card details to access something;
- has a space where strangers can chat;
- asks for any personal details;
- is hard to understand.



You should tell an adult straight away if a website:

- makes you feel uncomfortable in any way.





# Sort Them Out

To recognise whether a website is appropriate for children.



Cut out and stick the Wonderful Websites? cards into the table.

These websites would be fun and safe for me to use.



These websites sound fun or useful but I would check them with an adult.



These websites would make me feel uncomfortable and I don't think they are suitable for children.








# Sort Them Out

To recognise whether a website is appropriate for children.



Cut out and stick the Wonderful Websites? cards into the table.

<p>These websites would be fun and safe for me to use.</p> 	<p>These websites sound fun or useful but I would check them with an adult.</p> 	<p>These websites would make me feel uncomfortable and I don't think they are suitable for children.</p> 



# Sort Them Out

To recognise whether a website is appropriate for children.



How did you decide where to place each website?

---

---

---

# Sort Them Out Answers

These websites would be fun and safe for me to use.



These websites sound fun or useful but I would check them with an adult.



These websites would make me feel uncomfortable and I don't think they are suitable for children.



*A website full of elephant facts and short video clips. You can read it easily.*

*A website with news stories. It is quite difficult to understand.*

*A website about horror films with trailers and clips, including films with age ratings.*

*A website full of instructions and videos for making crafts and projects.*

*News about football scores. Anyone can leave comments about the stories without them being checked.*

*An open chatroom where anyone can talk to you. You can see words on there that you know you're not allowed to say.*

*This website has maths games all about planting flowers.*

*This site contains information about the animals at Twinkltown Zoo. You need to register your details to see everything.*

*An online game site with an 18 certificate.*

# Wonderful Websites?

To recognise whether a website is appropriate for children.



[www.amazingelephants.com](http://www.amazingelephants.com)

A website full of elephant facts and short video clips. You can read it easily.

[www.newsat9.co.uk](http://www.newsat9.co.uk)

A website with news stories. It is quite difficult to understand.

[www.scaryfilmsfirst.org.uk](http://www.scaryfilmsfirst.org.uk)

A website about horror films with trailers and clips, including films with age ratings.

[www.chitchat.com](http://www.chitchat.com)

An open chatroom where anyone can talk to you. You can see words on there that you know you're not allowed to say.

[www.footiechat.co.uk](http://www.footiechat.co.uk)

News about football scores. Anyone can leave comments about the stories without them being checked.

[www.gardengames.org](http://www.gardengames.org)

This website has maths games all about planting flowers.

[www.armyattack.com](http://www.armyattack.com)

An online game site with an 18 certificate.

[www.makeanddo.com](http://www.makeanddo.com)

A website full of instructions and videos for making crafts and projects.

[www.twinkltown-zoo.com](http://www.twinkltown-zoo.com)

This site contains information about the animals at Twinkltown Zoo. You need to register your details to see everything.

Online Safety | You Be the Judge...

<b>To recognise whether a website is appropriate for children.</b>		
I can think about how to identify possible dangers or things which might make me uncomfortable online.		
I can identify websites that are suitable for my age.		
I can identify when to ask an adult for advice about accessing a website.		
I know what to do if a website makes me uncomfortable in any way.		

Online Safety | You Be the Judge...

<b>To recognise whether a website is appropriate for children.</b>		
I can think about how to identify possible dangers or things which might make me uncomfortable online.		
I can identify websites that are suitable for my age.		
I can identify when to ask an adult for advice about accessing a website.		
I know what to do if a website makes me uncomfortable in any way.		

Online Safety | You Be the Judge...

<b>To recognise whether a website is appropriate for children.</b>		
I can think about how to identify possible dangers or things which might make me uncomfortable online.		
I can identify websites that are suitable for my age.		
I can identify when to ask an adult for advice about accessing a website.		
I know what to do if a website makes me uncomfortable in any way.		

Online Safety | You Be the Judge...

<b>To recognise whether a website is appropriate for children.</b>		
I can think about how to identify possible dangers or things which might make me uncomfortable online.		
I can identify websites that are suitable for my age.		
I can identify when to ask an adult for advice about accessing a website.		
I know what to do if a website makes me uncomfortable in any way.		

Online Safety | You Be the Judge...

<b>To recognise whether a website is appropriate for children.</b>		
I can think about how to identify possible dangers or things which might make me uncomfortable online.		
I can identify websites that are suitable for my age.		
I can identify when to ask an adult for advice about accessing a website.		
I know what to do if a website makes me uncomfortable in any way.		

Online Safety | You Be the Judge...

<b>To recognise whether a website is appropriate for children.</b>		
I can think about how to identify possible dangers or things which might make me uncomfortable online.		
I can identify websites that are suitable for my age.		
I can identify when to ask an adult for advice about accessing a website.		
I know what to do if a website makes me uncomfortable in any way.		

Online Safety | You Be the Judge...

<b>To recognise whether a website is appropriate for children.</b>		
I can think about how to identify possible dangers or things which might make me uncomfortable online.		
I can identify websites that are suitable for my age.		
I can identify when to ask an adult for advice about accessing a website.		
I know what to do if a website makes me uncomfortable in any way.		

Online Safety | You Be the Judge...

<b>To recognise whether a website is appropriate for children.</b>		
I can think about how to identify possible dangers or things which might make me uncomfortable online.		
I can identify websites that are suitable for my age.		
I can identify when to ask an adult for advice about accessing a website.		
I know what to do if a website makes me uncomfortable in any way.		